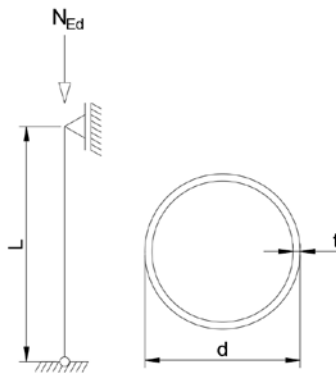


Assignment 1



Properties

Cold-formed CHS 159 × 4, cold-rolled strip, Austenitic grade 1.4307

$$L = 3,5 \text{ m}$$

$$A = 19,5 \text{ cm}^2$$

$$N_{Ed} = 250 \text{ kN}$$

$$I = 585,3 \text{ cm}^4$$

$$d = 159 \text{ mm}$$

$$W_{el} = 73,6 \text{ cm}^3$$

$$t = 4 \text{ mm}$$

$$W_{pl} = 96,1 \text{ cm}^3$$

Goal

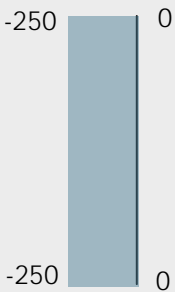


- Draw the NVM diagram's for this example
- Conduct the calculation of this structure using the design manual,
- Conduct the cross section resistance calculation of this structure using the enhanced average yield strength and the continuous strength method,
- Use the application on an iPad to calculate the example.

Reflection

- Have you checked your results with the correction? How did you do? Where did it go wrong? Do you understand the mistake?
- Do you notice a large difference in results taking into account enhanced average yield strength and CSM? What is the difference in % using the first calculation as a reference for both enhanced average yield strength and CSM?
- When you recalculate the example using the software application. Do the results match your calculations? Why/why not? If not, what is the reason of the difference?

Results

$$N_{c,Rd} = 390 \text{ kN}, N_{b,Rd} = 288,6 \text{ kN}, f_{ya} = 245 \text{ N/mm}^2, f_{csm} = 266 \text{ N/mm}^2, N_{csm,Rd} = 471,6 \text{ kN}$$

Solution assignment 1		
NVM		
N [kN]	V [kN]	M [kNm]
		
Properties		
Cold-formed CHS 159 × 4, cold-rolled strip, Austenitic grade 1.4307		
$L = 3,5 \text{ m}$	$A = 19,5 \text{ cm}^2$	
$N_{Ed} = 250 \text{ kN}$	$I = 585,3 \text{ cm}^4$	
$d = 159 \text{ mm}$	$W_{el} = 73,6 \text{ cm}^3$	
$t = 4 \text{ mm}$	$W_{pl} = 96,1 \text{ cm}^3$	
$f_y = 220 \text{ N/mm}^2$	$E = 200000 \text{ N/mm}^2$	
$f_u = 520 \text{ N/mm}^2$		
Classification of the cross-section		
$\varepsilon = 1,01$		
$d/t = 159/4 = 39,8$		
For Class 1, $d/t \leq 50\varepsilon^2$, therefore the section is Class 1.		
Compression resistance of the cross-section		
For a Class 1 cross-section:		
$N_{c,Rd} = A_g f_y / \gamma_{M0}$ $N_{c,Rd} = \frac{19,5 \times 220 \times 10^{-1}}{1,1} = 390 \text{ kN}$		
Resistance to flexural buckling		
$N_{b,Rd} = \frac{\chi A f_y}{\gamma_{M1}}$ $\chi = \frac{1}{\phi + [\phi^2 - \lambda^2]^{0,5}} \leq 1$		

$$\phi = 0,5(1 + \alpha(\bar{\lambda} - \bar{\lambda}_0) + \bar{\lambda}^2)$$

Calculate the elastic critical buckling load:

$$N_{cr} = \frac{\pi^2 EI}{L_{cr}^2} = \frac{\pi^2 \times 200000 \times 585,3 \times 10^4}{(3,50 \times 10^3)^2} \times 10^{-3} = 943,1 \text{ kN}$$

Calculate the flexural buckling slenderness:

$$\bar{\lambda} = \sqrt{\frac{19,5 \times 10^2 \times 220}{943,1 \times 10^3}} = 0,67$$

Using an imperfection factor $\alpha = 0,49$ and $\bar{\lambda}_0 = 0,2$ for a cold-formed austenitic stainless steel CHS:

$$\phi = 0,5 \times (1 + 0,49 \times (0,67 - 0,2) + 0,67^2) = 0,84$$

$$\chi = \frac{1}{0,84 + [0,84^2 - 0,67^2]^{0,5}} = 0,74 \leq 1$$

$$N_{b,Rd} = 0,74 \times 19,5 \times 220 \times \frac{10^{-1}}{1,1} = 288,6 \text{ kN}$$

The applied axial load is $N_{Ed} = 250 \text{ kN}$.

Thus the member has adequate resistance to flexural buckling.

Strength enhancement of cold formed sections

$$f_{ya} = f_{yCHS} = 0,85K (\varepsilon_{CHS} + \varepsilon_{p0,2})^{n_p} \text{ and } f_y \leq f_{yCHS} \leq f_u$$

Calculate various parameters to continue the calculation:

$$\varepsilon_{CHS} = \frac{t}{2(d-t)} = \frac{4}{2(159-4)} = 0,0129$$

$$\varepsilon_{p0,2} = 0,002 + \frac{f_y}{E} = 0,002 + \frac{220}{200\,000} = 0,0031$$

$$\varepsilon_u = 1 - \frac{f_y}{f_u} = 1 - \frac{220}{520} = 0,5769$$

$$n_p = \frac{\ln(f_y/f_u)}{\ln(\varepsilon_{p0,2}/\varepsilon_u)} = \frac{\ln(220/520)}{\ln(0,0031/0,5769)} = 0,1646$$

$$K = \frac{f_y}{\varepsilon_{p0,2}^{n_p}} = \frac{220}{0,0031^{0,1646}} = 569,30$$

Thus:

$$f_{ya} = 0,85 \cdot 569,30 (0,0129 + 0,0031)^{0,1646} = 245 \text{ N/mm}^2$$

$$220 \text{ N/mm}^2 \leq 245 \text{ N/mm}^2 \leq 520 \text{ N/mm}^2$$

Boundaries are good.

Continuous Strength Method (CSM)

For this calculation $f_y = f_{ya} = 245 \text{ N/mm}^2$.

$$\varepsilon_y = f_y/E = 245/200\,000 = 0,001225$$

$$\varepsilon_u = C_3(1 - f_y/f_u) = 1,00 \cdot (1 - 245/520) = 0,529$$

Table D.1	Stainless steel	C_1	C_2	C_3	
	Austenitic	0,10	0,16	1,00	

$$E_{sh} = \frac{f_u - f_y}{C_2 \varepsilon_u - \varepsilon_y} = \frac{520 - 245}{0,16 \cdot 0,529 - 0,001225} = 3296,77 \text{ N/mm}^2$$

$$\frac{\varepsilon_{csm}}{\varepsilon_y} = \begin{cases} \frac{4,44 \times 10^{-3}}{\bar{\lambda}_c^{4,5}} \leq \min\left(15; \frac{C_1 \varepsilon_u}{\varepsilon_y}\right) & \text{for } \bar{\lambda}_c \leq 0,30 \\ \left(1 - \frac{0,224}{\bar{\lambda}_c^{0,342}}\right) \frac{1}{\bar{\lambda}_c^{0,342}} & \text{for } \bar{\lambda}_c > 0,30 \end{cases}$$

First calculate $\bar{\lambda}_c$:

$$\bar{\lambda}_c = \sqrt{f_y/f_{cr,c}} = \sqrt{245/6090,34} = 0,20 \leq 0,30$$

$$f_{cr,c} = \frac{E}{\sqrt{3(1-\nu^2)}} \frac{2t}{D} = \frac{200\,000}{\sqrt{3(1-0,3^2)}} \frac{2 \cdot 4}{159} = 6090,34 \text{ N/mm}^2$$

$\bar{\lambda}_c \leq 0,30$ thus:

$$\frac{\varepsilon_{csm}}{\varepsilon_y} = \frac{4,44 \times 10^{-3}}{0,2^{4,5}} = 6,21 \leq \min\left(15; \frac{0,1 \cdot 0,529}{0,001225}\right) = \min(15; 43,18)$$

Boundaries are satisfied.

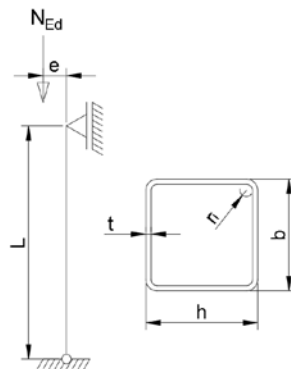
Cross section resistance

$$f_{csm} = f_y + E_{sh} \varepsilon_y ((\varepsilon_{csm}/\varepsilon_y) - 1) = 245 + 3296,77 \cdot 0,001225(6,21 - 1) = 266 \text{ N/mm}^2$$

$$N_{c,Rd} = N_{csm,Rd} = \frac{A f_{csm}}{\gamma_{M0}} = \frac{1950 \cdot 266}{1,1} = 471,6 \text{ kN}$$

End of calculation.

Assignment 2



Properties

Cold-rolled square hollow section (SHS) 100x100x5, ferritic grade 1.4016.

$L = 3,5 \text{ m}$	$r_i = 5 \text{ mm}$
$N_{Ed} = 250 \text{ kN}$	$A = 1818,45 \text{ mm}^2$
$h = 100 \text{ mm}$	$I = 266,79 \text{ cm}^4$
$b = 100 \text{ mm}$	$W_{el} = 53,36 \text{ cm}^3$
$t = 5 \text{ mm}$	$W_{pl} = 63,73 \text{ cm}^3$

Goal

- Draw the NVM diagram's for this example.
- Can the cross section resist a force of 250 kN applied with an eccentricity of $e = 100 \text{ mm}$? For this example only consider the ultimate resistance using the enhanced average yield strength and CSM, no buckling check is required.

Reflection

- Have you checked your results with the correction? How did you do? Where did it go wrong? Do you understand the mistake?

Results

$$f_{ya} = 329,55 \text{ N/mm}^2, \quad f_{cr,p} = 2501,90 \text{ N/mm}^2, \quad M_{\text{CSM},y,\text{Rd}} = 20,27 \text{ kNm}, \quad N_{\text{CSM},\text{Rd}} = 584,76 \text{ kN}, \\ M_{\text{CSM},y,\text{Rd}} = 15,10 \text{ kNm}$$

Solution assignment 2		
NVM		
N [kN]	V [kN]	M [kNm]
Properties		
Cold-rolled square hollow section (SHS) 100x100x5, ferritic grade 1.4016.		
$L = 3,5 \text{ m}$	$r_i = 5 \text{ mm}$	
$N_{Ed} = 250 \text{ kN}$	$A = 1818,45 \text{ mm}^2$	
$h = 100 \text{ mm}$	$I = 266,79 \text{ cm}^4$	
$b = 100 \text{ mm}$	$W_{el} = 53,36 \text{ cm}^3$	
$t = 5 \text{ mm}$	$W_{pl} = 63,73 \text{ cm}^3$	
$f_y = 260 \text{ N/mm}^2$	$E = 200000 \text{ N/mm}^2$	
$f_u = 450 \text{ N/mm}^2$		
Strength enhancement of cold formed sections		
$f_{ya} = \frac{f_{yc} A_{c,rolled} + f_{yf} (A - A_{c,rolled})}{A}$		
In which:		
$f_{yc} = 0,85K (\varepsilon_c + \varepsilon_{p0,2})^{n_p} \text{ and } f_y \leq f_{yc} \leq f_u$		
$f_{yf} = 0,85K (\varepsilon_f + \varepsilon_{p0,2})^{n_p} \text{ and } f_y \leq f_{yf} \leq f_u$		
Calculate various parameters to continue the calculation:		
$\varepsilon_{p0,2} = 0,002 + \frac{260}{200\,000} = 0,0033$		
$\varepsilon_c = \frac{t}{2(2r_i + t)} = \frac{5}{2(2 \cdot 5 + 5)} = 0,1667$		
$\varepsilon_f = \left[\frac{t}{900} \right] + \left[\frac{\pi t}{2(b + h - 2t)} \right] = \left[\frac{5}{900} \right] + \left[\frac{\pi \cdot 5}{2(100 + 100 - 2 \cdot 5)} \right] = 0,047$		
$n_p = \frac{\ln(f_y/f_u)}{\ln(\varepsilon_{p0,2}/\varepsilon_u)} = \frac{\ln(260/450)}{\ln(0,0033/0,253)} = 0,126$		

$$K = \frac{f_y}{\varepsilon_{p0,2}^{n_p}} = \frac{260}{0,0033^{0,126}} = 534,12$$

$$\varepsilon_u = 0,6 \left[1 - \frac{f_y}{f_u} \right] = 0,6 \left[1 - \frac{260}{450} \right] = 0,253$$

Calculate $A_{c,rolled}$ where n_c is the number of 90° corners in the section

$$A_{c,rolled} = \left(n_c \pi \frac{t}{4} \right) (2r_i + t) + 4n_c t^2 = \left(4 \cdot \pi \frac{5}{4} \right) (2 \cdot 5 + t) + 4 \cdot 4 \cdot 5^2 = 635,62 \text{ mm}^2$$

$$f_{yc} = 0,85 \cdot 534,12 (0,1667 + 0,0033)^{0,126} = 363,16 \text{ N/mm}^2$$

$$\text{BUT: } 260 \text{ N/mm}^2 \leq 363,16 \text{ N/mm}^2 \leq 450 \text{ N/mm}^2 \text{ (OK)}$$

$$f_{yf} = 0,85 \cdot 534,12 (0,047 + 0,0033)^{0,126} = 311,50 \text{ N/mm}^2$$

$$\text{BUT: } 260 \text{ N/mm}^2 \leq 311,50 \text{ N/mm}^2 \leq 450 \text{ N/mm}^2 \text{ (NOT OK)}$$

Thus f_{ya} should be calculated using $f_{yf} = 311,50 \text{ N/mm}^2$ and $f_{yc} = 363,16 \text{ N/mm}^2$:

$$f_{ya} = \frac{363,16 \cdot 635,62 + 311,50 \cdot (1818,45 - 635,62)}{1818,45} = 329,55 \text{ N/mm}^2$$

Continuous Strength Method (CSM)

For this calculation $f_y = f_{ya} = 329,55 \text{ N/mm}^2$.

$$\varepsilon_y = f_y / E = 329,55 / 200\,000 = 0,0016$$

$$\varepsilon_u = C_3 (1 - f_y / f_u) = 0,6 \cdot (1 - 329,55 / 450) = 0,161$$

Table D.1	Stainless steel	C_1	C_2	C_3
	Ferritic	0,40	0,45	0,60

$$E_{sh} = \frac{f_u - f_y}{C_2 \varepsilon_u - \varepsilon_y} = \frac{450 - 329,55}{0,45 \cdot 0,161 - 0,0016} = 1700,07 \text{ N/mm}^2$$

$$\frac{\varepsilon_{csm}}{\varepsilon_y} = \begin{cases} \frac{0,25}{\bar{\lambda}_p^{3,6}} \leq \min \left(15, \frac{C_1 \varepsilon_u}{\varepsilon_y} \right) & \text{for } \bar{\lambda}_p \leq 0,68 \\ \left(1 - \frac{0,222}{\bar{\lambda}_p^{1,050}} \right) \frac{1}{\bar{\lambda}_p^{1,050}} & \text{for } \bar{\lambda}_p > 0,68 \end{cases}$$

First calculate $\bar{\lambda}_p$:

$$\bar{\lambda}_p = \sqrt{f_y / f_{cr,p}}$$

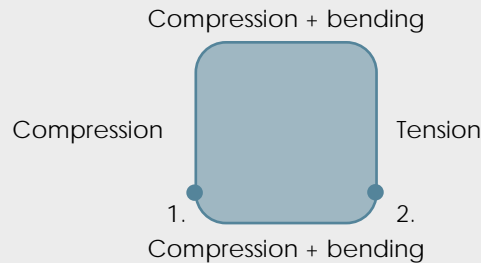
$$f_{cr,p} = \frac{k_\sigma \pi^2 E t^2}{12(1 - \nu^2) \bar{b}^2}$$

In which:

$$\bar{b} = b - 3t = 100 - 3 \cdot 5 = 85 \text{ mm}$$

$$v = 0,3$$

Since this is a compression & bending situation you need to calculate the stresses caused in the profile. You need them to determine k_{σ} . See table 5.3 and 5.4 in the design manual.



However, on the drawing you can see a sides completely in compression and in combination compression with bending. We know that the compression zone will give more conservative results. Therefore we should not calculate $f_{cr,p}$ (*compression & bending*). To be complete we included the calculation as well.

$$\sigma_1 = \frac{N}{A} + \frac{My}{I} = \frac{250\,000}{1818,45} + \frac{25 \cdot 10^6 \cdot 50}{266,79 \cdot 10^4} = 606 \text{ N/mm}^2 (\text{compression})$$

$$\sigma_2 = \frac{N}{A} - \frac{My}{I} = \frac{250\,000}{1818,45} - \frac{25 \cdot 10^6 \cdot 50}{266,79 \cdot 10^4} = 331 \text{ N/mm}^2 (\text{tension})$$

$$\psi = \frac{\sigma_2}{\sigma_1} = \frac{331}{-606} = -0,55$$

$$k_{\sigma} = 7,81 - 6,29\psi + 9,78\psi^2 = 7,81 - 6,29 \cdot (-0,55) + 9,78 \cdot (-0,55)^2 = 14,23$$

Now:

$$f_{cr,p} (\text{compression \& bending}) = \frac{14,23 \cdot \pi^2 \cdot 200\,000 \cdot 5^2}{12(1 - 0,3^2) \cdot 85^2} = 8900,5 \text{ N/mm}^2$$

$$f_{cr,p} (\text{compression}) = \frac{4 \cdot \pi^2 \cdot 200\,000 \cdot 5^2}{12(1 - 0,3^2) \cdot 85^2} = 2501,90 \text{ N/mm}^2$$

Since one of the sides in is pure compression we select the $f_{cr,p}$ of the compression case. A lower value for $f_{cr,p}$ will result in a high $\bar{\lambda}_p$. Thus $f_{cr,p} = 2501,90 \text{ N/mm}^2$.

$$\bar{\lambda}_p = \sqrt{329,55/2501,90} = 0,36 \leq 0,68$$

$$\frac{\varepsilon_{csm}}{\varepsilon_y} = \frac{0,25}{\bar{\lambda}_p^{3,6}} = \frac{0,25}{0,36^{3,6}} = 9,89 \leq \min\left(15; \frac{0,4 \cdot 0,161}{0,0016}\right) = \min(15; 40,25)$$

Boundries are satisfied thus: $\frac{\varepsilon_{csm}}{\varepsilon_y} = 9,89$.

For combined loading the following formula applies:

$$M_{y,Ed} \leq M_{R,csm,y,Rd} = M_{csm,y,Rd} \frac{(1 - n_{csm})}{(1 - 0,5a_w)} \leq M_{csm,y,Rd}$$

In which:

$$M_{csm,Rd} = \frac{W_{pl} f_y}{\gamma_{M0}} \left[1 + \frac{E_{sh} W_{el}}{E W_{pl}} \left(\frac{\varepsilon_{csm}}{\varepsilon_y} - 1 \right) - \left(1 - \frac{W_{el}}{W_{pl}} \right) / \left(\frac{\varepsilon_{csm}}{\varepsilon_y} \right)^\alpha \right]$$

For α , see table D.2.

$$M_{csm,Rd} = \frac{63,73 \cdot 10^3 \cdot 329,55}{1,1} \left[1 + \frac{1700,07 \cdot 53,36 \cdot 10^3}{200\,000 \cdot 63,73 \cdot 10^3} (9,89 - 1) - \left(1 - \frac{53,36 \cdot 10^3}{63,73 \cdot 10^3} \right) / (9,89)^2 \right]$$

$$M_{csm,Rd} = 20,27 \text{ kNm}$$

NOTE: We can already see that the profile can NOT resist the applied bending moment of 25 kNm. To be complete we will finalize the calculation.

RHS with $\bar{\lambda}_p \leq 0,60$ subject to combined loading:

$$\left[\frac{M_{y,Ed}}{M_{R,csm,y,Rd}} \right]^{\alpha_{csm}} \leq 1$$

In which:

$$\alpha_{csm} = 1,66 / (1 - 1,13 n_{csm}^2)$$

$$M_{R,csm,y,Rd} = M_{csm,y,Rd} \frac{(1 - n_{csm})}{(1 - 0,5a_w)} \leq M_{csm,y,Rd}$$

Where:

$$n_{csm} = \frac{N_{Ed}}{N_{csm,Rd}} = \frac{250}{584,76} = 0,43$$

$$N_{csm,Rd} = \frac{A f_{csm}}{\gamma_{M0}} = \frac{1818,45 \cdot 353,73}{1,1} = 584,76 \text{ kN}$$

$$f_{csm} = f_y + E_{sh} \varepsilon_y (\varepsilon_{csm} / \varepsilon_y - 1) = 329,55 + 1700,07 \cdot 0,0016 (9,89 - 1) = 353,73 \text{ N/mm}^2$$

$$\alpha_{csm} = 1,66 / (1 - 1,13 \cdot 0,43^2) = 2,10$$

$$a_w = \frac{(h - 3t)2t}{A} = \frac{(100 - 3 \cdot 5) \cdot 2 \cdot 5}{1818,45} = 0,47$$

$$M_{R,csm,y,Rd} = 20,27 \cdot 10^6 \cdot \frac{(1 - 0,43)}{(1 - 0,5 \cdot 0,47)} = 15,1 \text{ kNm} \leq 20,27 \text{ kNm}$$

Again, we know that the profile can NOT resist the eccentric loading of 250 kN.

End of calculation.